



Adult Teaching Suggestions

We hope you find these Pre-Key Stage Standard suggestions useful. Please be aware that the suggestions and resources mentioned are potential ways to check understanding relating to the relevant strands. Other resources may be needed in addition to those suggested.

Strand B

The pupil can sort objects according to a stated characteristic (e.g. group all the small balls together, sort the shapes into triangles and circles).


Task

Activity One

Go on a walk around the school grounds or the learning environment and collect various objects and materials.

Encourage pupils to 'group' what they have collected and to explain why these things belong to that group, e.g. the objects are all leaves, they are all circles, they are all small or they all belong to the same colour group.

Provide sorting hoops for pupils to organise their findings and use the **Sorting Keyword Cards** to label the groups which the pupils have made.



Activity Two

Use the **Let's Sort! Interactive PowerPoint Activity** for pupils to practise sorting objects according to a given characteristic. This PowerPoint can be used with an interactive whiteboard or a projector in the classroom.



Activity Three

Use the following activities to practise sorting objects by different criteria:

- [Colour Sorting Activity](#)
- [Big and Small Sorting Activity](#)
- [Shape Sorting Activity](#)
- [Category Sorting Activity](#)





Explore and Discover More

Below are some links to more pre-key stage standard resources that will help and support you with the statutory framework. All the resources have been created by our team of specialists.

This resource includes 'Adult Teaching Suggestions' for two stories. The first story is 'Five Little Ducks', featuring a duck and five ducklings. The second story is 'Five Little Monkeys', featuring five monkeys on a tree. Each story section includes a 'Task' and 'Activity Three' section. A play button icon is overlaid on the 'Five Little Monkeys' image. The bottom right corner has 'Ink saving Eco' text.

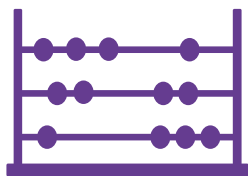
This resource includes 'Adult Teaching Suggestions' for 'Five Little Ducks' and 'Five Little Monkeys'. It also features a 'We're Going On a Counting Hunt' section with a checklist of items to find: 1 book, 2 pencils, 3 paper clips, 4 pieces of paper, 5 small objects, 6 items, 7 items, 8 items, 9 items, 10 items. A play button icon is overlaid on the 'Five Little Monkeys' image. The bottom right corner has 'Ink saving Eco' text.

This resource includes 'Adult Teaching Suggestions' for 'A Trip to the Zoo'. It features a grid of illustrations showing children at a zoo, including a lion, a pig, a cat, a dog, a chicken, and a rabbit. The bottom right corner has 'Ink saving Eco' text.

This resource includes 'Adult Teaching Suggestions' for 'Tracing the Shapes'. It features a grid of various shapes (circle, triangle, square, rectangle, pentagon, hexagon, star, oval) for tracing. The bottom right corner has 'Ink saving Eco' text.

This resource includes 'Adult Teaching Suggestions' for 'A Trip to the Zoo'. It features a grid of illustrations showing children at a zoo, including a lion, a pig, a cat, a dog, a chicken, and a rabbit. Below the grid is a shopping list with checkboxes for: 1. 2. 3. 4. 5. 6. 7. 8. 9. 10. The bottom right corner has 'Ink saving Eco' text.

This resource includes 'Adult Teaching Suggestions' for 'The Zoo Vet'. It features a grid of illustrations showing children at a zoo, including a lion, a pig, a cat, a dog, a chicken, and a rabbit. The bottom right corner has 'Ink saving Eco' text.



Maths



English Writing



English Reading

big

small

long

tall

short

thin

thick

circles



triangles

squares

blue

red



green

yellow

black

white



pink

purple

brown

grey

orange

clothes

animals

transport

shapes

food

fruit

vegetables

Empty rounded rectangular box for notes.

Empty rounded rectangular box for notes.

Empty rounded rectangular box for notes.

Empty rounded rectangular box for notes.

big



small



long




tall




short



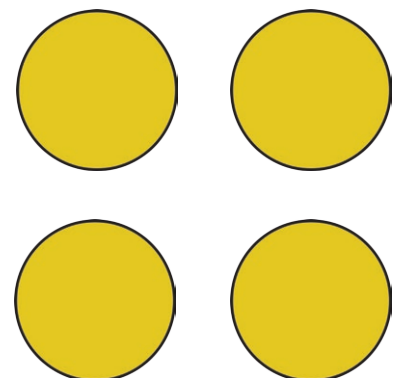
thin



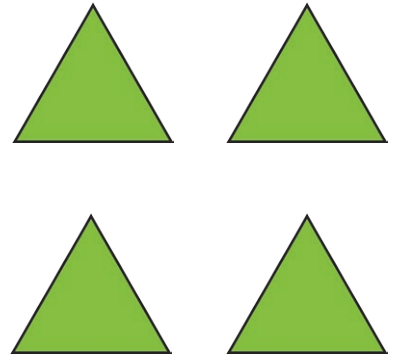
thick




circles




triangles




squares




blue




red



green




yellow




black



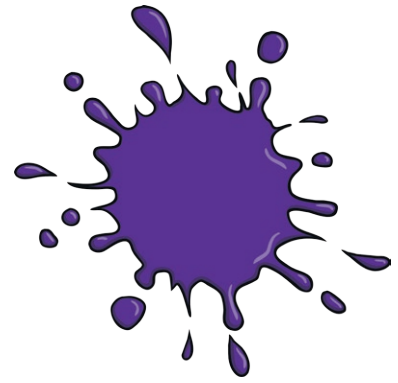
white



pink



purple




brown




grey



orange



clothes



animals




transport



shapes



food



fruit



vegetables



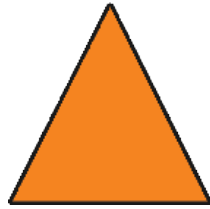
Empty rounded rectangular box for notes.

Empty rounded rectangular box for notes.


Empty rounded rectangular box for notes.

Empty rounded rectangular box for notes.


triangle



square



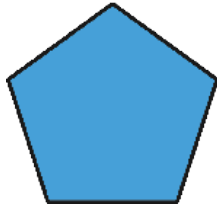
circle




rectangle






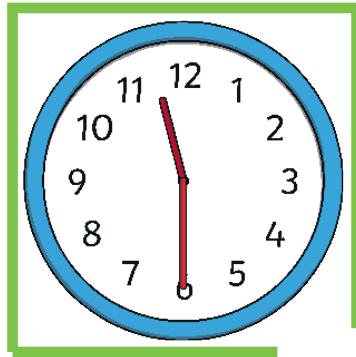



pentagon




hexagon



Sorting Cards




Sorting Cards





Big Animals




Small Animals




twi



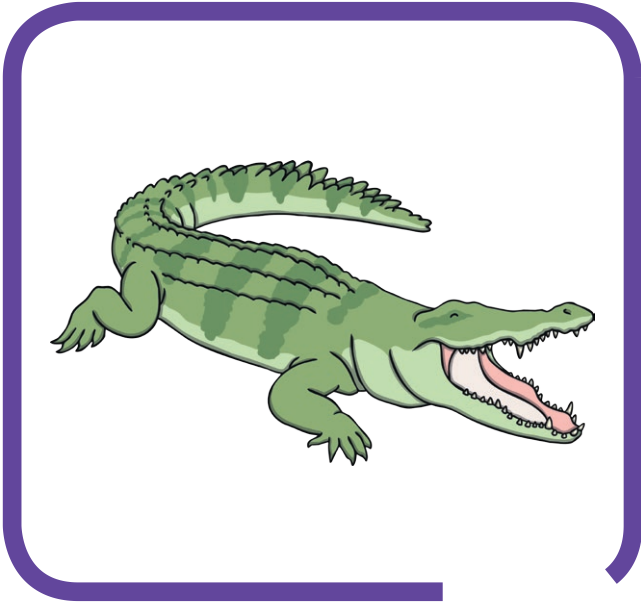



twin




t




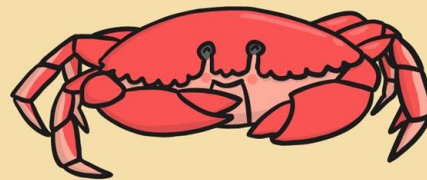


t



Farm Animals




Water Animals




Flying Animals



Jungle Animals



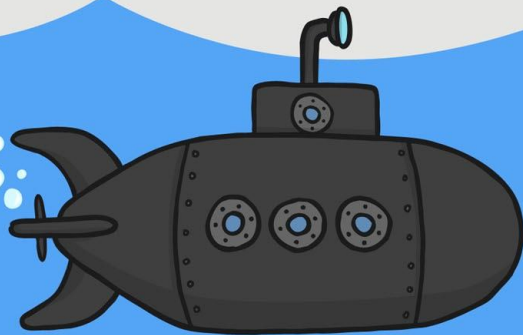
Fruit



Vegetables



Transport




Clothes
















People








Insects











Cut out the pictures and stick them in the correct box.



Cut out the pictures and stick them in the correct box.



blue



green



red



orange



purple



pink




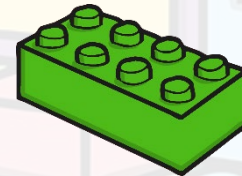
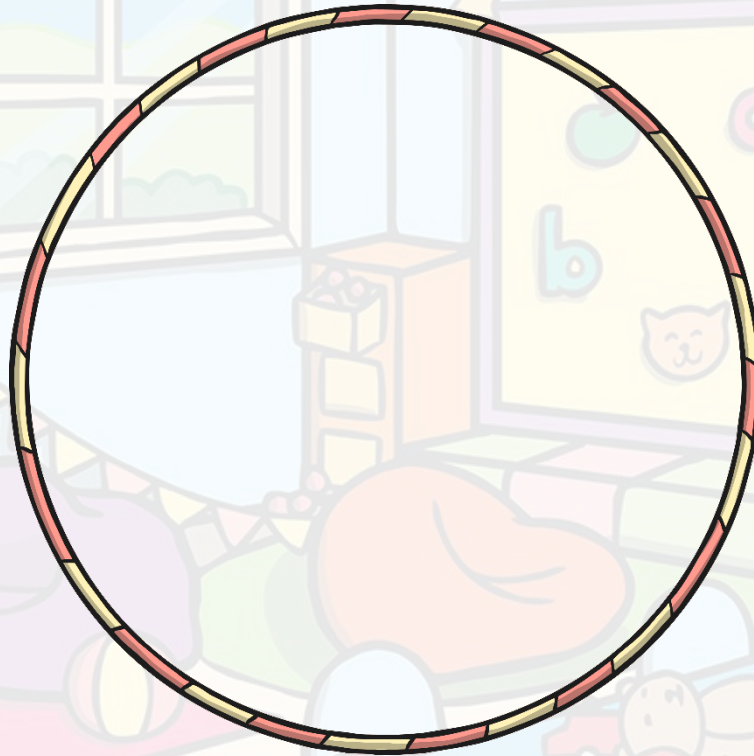
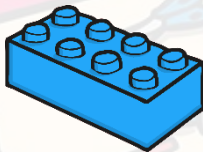
Let's Sort






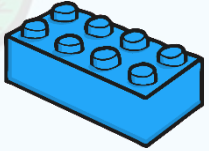
Can you find everything that is red?






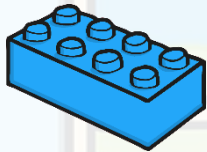
Can you find everything that is green?











Can you find everything that is yellow?




Can you find everything that is blue?




Can you find everything that is big?




Can you find everything that is small?



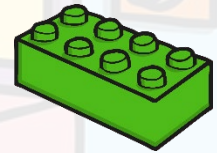


Can you find everything that is long?



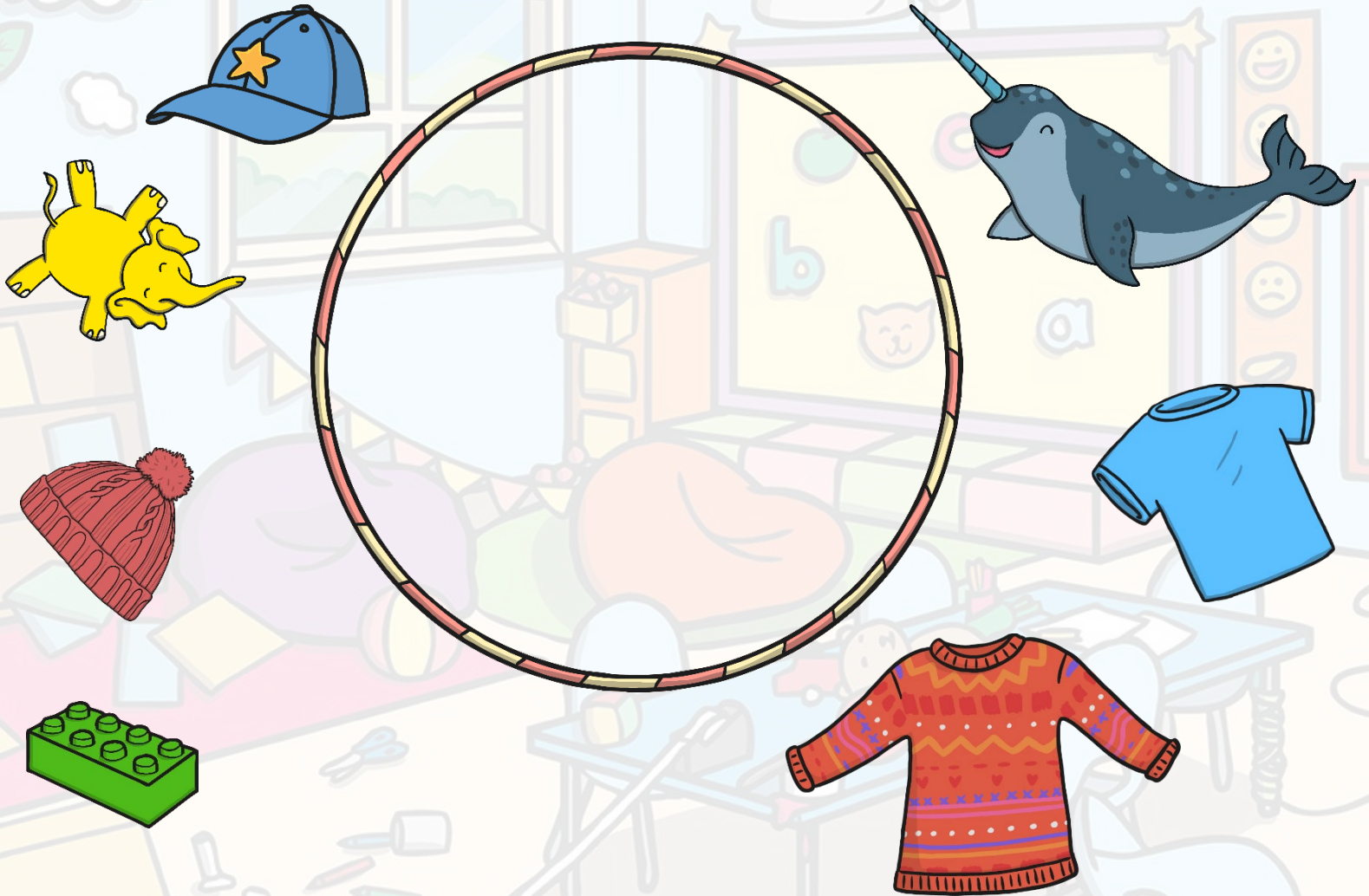
Can you find everything that is short?





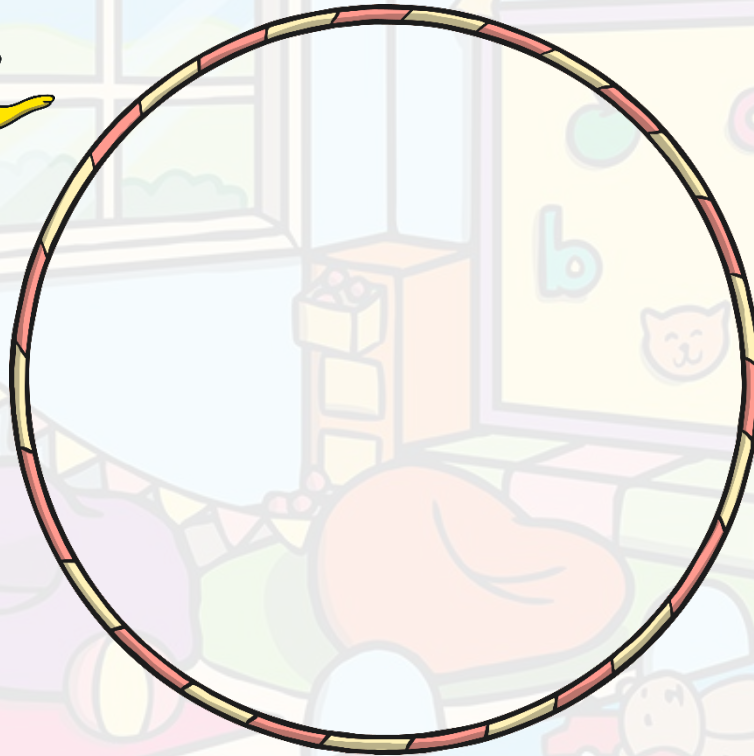


Can you find all the animals?





Can you find all the clothes?



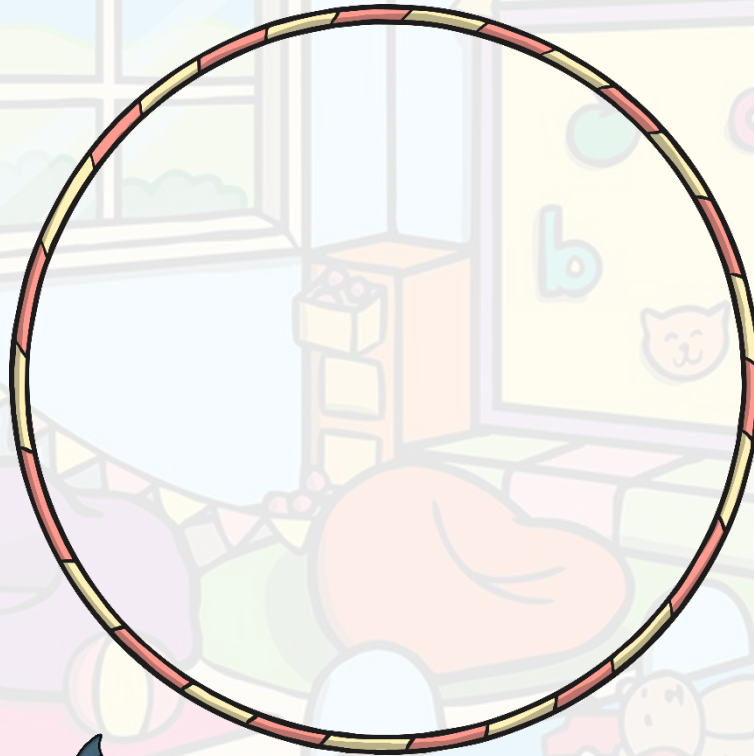


Can you find all the fruit?






Can you find all the cars?



Can you find all the squares?



Can you find all the circles?



Can you find all the triangles?

